

DHARAMABAD AGRO PRODUCER COMPANY LIMITED
Reg. Office: H.NO.179 DHANORAB KD TQ DHARMABAD Nanded MH 431809 IN
CIN No.: U01403MH2016PTC272448

Balance Sheet as at 31st March, 2022

Sr. No.	Particulars	Note No.	31 March 2022 Rs. (In Hundred)	31 March 2021 Rs. (In Hundred)
A	EQUITY AND LIABILITIES			
	Shareholders' Funds		47,120.79	45,160.34
	Share Capital	2	23,370.00	23,370.00
	Reserves and Surplus	3	23,750.79	21,790.34
	Non-Current Liabilities		12,194.45	12,655.01
	Long Term Borrowings	4	12,194.45	12,655.01
	Deferred Tax Liabilities (Net)	5	-	-
	Current Liabilities		10,891.55	6,625.06
	Short Term Borrowings	6	-	4,862.00
	Trade Payables	7	-	-
	(a) total outstanding dues of Creditors micro & small enterprises		-	-
	(b) total outstanding dues of Creditors other than micro & small enterprises		6,666.06	818.06
	Other Current Liabilities	8	3,393.09	250.00
	Short-term Provisions	9	832.40	695.00
	TOTAL		70,206.79	64,440.41
B	ASSETS			
	Non-Current Assets			
	Fixed Assets		40,092.05	43,590.66
	Tangible Assets	10	38,750.05	42,248.66
	Non-Current Investment	15	100.00	100.00
	Long-Term Loans and Advances	16	1,242.00	1,242.00
	Current Assets		30,114.74	20,849.75
	Inventories	11	-	550.00
	Trade Receivables	12	28,348.15	19,824.85
	Cash and Cash Equivalents	13	1,095.95	358.09
	Short-term Loans and Advances	14	670.64	116.81
	TOTAL		70,206.79	64,440.41

Significant Accounting Policies and Notes to Financial Statements - Note No. 1

In terms of our report attached.

For BHANSALI ZAWAR & ASSOCIATES

Chartered Accountants
FRN: 144273W

For Bhansali Zawar & Associates
Chartered Accountants

CA BHUSHAN R BHANSALI
Partner

M.No.: 175927
Place Nanded

Date : 28.09.2022
UDIN 22175927AYQAQW6037

CA Bhushan R. Bhansali
Partner
M.No.175927



For and on behalf of the Board of Directors

[Signature]
GANGADHAR K SURUDAVID
Director
DIN : 07387780

[Signature]
MADHAV G SHINDE
Director
DIN : 07387788

[Signature]
GOVIND L SONTAKKE
Director
DIN : 07387785

[Signature]
SONALI C PATIL
Director
DIN : 07387793

DHARAMABAD AGRO PRODUCER COMPANY LIMITED

Reg. Office:H.NO.179 DHANORAB KD TQ DHARMABAD Nanded MH 431809 IN

CIN No.: U01403MH2016PTC272448

Statement of Profit and Loss for the year ended 31st March, 2022


Sr. No.	Particulars	Note No.	31 March 2022	31 March 2021
			Rs. (In Hundred)	Rs. (In Hundred)
A	Revenue from Operations	16	1,59,303.89	56,295.60
	Other Incomes	17	6,493.51	11,500.00
	Total Revenue		1,65,797.40	67,795.60
B	Expenses			
	Purchases of Stock in Trade	18	1,46,270.30	58,638.15
	Changes in Inventories	19	550.00	(650.00)
	Employee Benefits	20	4,080.00	2,950.00
	Finance Cost	21	6,851.09	99.54
	Depreciation & Amortisation Expenses	10	3,498.62	4,038.82
	Other Expenses	22	2,224.54	951.85
	Total Expenses		1,63,474.55	66,028.36
C	Profit / (Loss) before tax		2,322.85	1,767.24
D	Tax expense:			
	Current Tax Expense		362.40	-
	Provision for Deferred Tax		-	-
	Short Provision for Income Tax		-	-
E	Total Tax Expense		362.40	-
F	Profit / (Loss) for the year		1,960.45	1,767.24
	Earnings per share :			
	Basic		0.84	0.76
	Diluted		0.84	0.76

In terms of our report attached.

For BHANSALI ZAWAR & ASSOCIATES
Chartered Accountants
FRN: 144273W

CA Bhushan R. Bhansali
Partner
M.No. 175927

CA BHUSHAN R BHANSALI
Partner
M.No.: 175927
Place : Nanded
Date : 28.09.2022
UDIN : 22175927AYQAQW6037



For and on behalf of the Board of Directors

[Signature]
GANGADHAR K SURUDAVAD
Director
DIN : 07387780

[Signature]
MADHAV G SHINDE
Director
DIN : 07387788

[Signature]
GOVIND L SONTAKKE
Director
DIN : 07387785

[Signature]
SONALI C PATIL
Director
DIN : 07387793

DHARAMABAD AGRO PRODUCER COMPANY LIMITED

Note 2: Share capital

Particulars	Figures in Hundred 31.03.2022	
	Number of shares	Rs
(a) Authorised Equity shares of Rs 10 each PY 31.03.2021	2500	25000
(b) Issued Equity shares of Rs 10 each PY 31.03.2021	233.7	23370
(c) Subscribed and fully paid up Equity shares of Rs 10 each PY 31.03.2021	233.7	23370

Terms/rights attached to equity shares

The company has one class of equity shares having a par value of Rs. 10 per share. Each holder of equity shares is entitled to one vote per share.

Aggregate number of bonus shares issued during the period of 5 years immediately preceding reporting date is Nil equity shares.

Details of shareholders holding more than 5% shares in the company

Name of Shareholders	31.03.2022	
	Number of shares	% holding in the class
Nil		

Details of shareholders holding more than 5% shares in the company

Name of Shareholders	31.03.2021	
	Number of shares	% holding in the class
Nil		

Note 3: Reserve and surplus

Particulars	31.03.2022	31.3.2021
A) Surplus in statement of profit and loss		
Balances as at the begning of the year	(3,105.20)	(4,872.44)
Less: Tax on Regular Assessment paid	1960.45	1,767.24
Add/Less: Profit or Loss for the year	(1,144.75)	(3,105.20)
Closing Balance		
B) Govt. Grant Account / ATMA Subsidy		
Opening Balance	24,895.54	24,895.54
Add: Received During The Year	24,895.54	24,895.54
Closing Balance		
Total	23,750.79	21,790.34

Note 4: Long Term Borrowing

Particulars	31.03.2022	31.3.2021
1. Term Loan		
1. Bank Loan (Bank of Baroda) Net of 1 Year EMI	2,058.43	2,518.99
2. Loan from Director		
Sonali Patil	10,136.02	10,136.02
Total	12,194.45	12,655.01

Loan Repayment Bank of Baroda:


Bank of Baroda (A/c No 97890600000011) (Monthly Interest repayable Rs 1920), Loan is secured against book debts.

Satish

Sonali

Patil

Patil



Note 5: Defered Tax Liabilities (Net)

Particulars	31.03.2022	31.3.2021
Deferred Tax Liabilities arising on Timing Difference	-	-
Total	-	-

Note 6: Short Term Borrowings

Particulars	31.03.2022	31.3.2021
1. Loan Repayble on Demand From Bank		
2 Others		
Nabhkisan LTD	-	4,862.00
Total	-	4,862.00

Note 7: Trade Payables


Particulars	31.03.2022	31.3.2021
Less Than Six Months		
1. Small Farmers	5848.00	-
More Than Six Months		
1. Zaheer Agro Eggs Works	568.06	568.06
2. Vijaysingh Rajpal Dhabale	250.00	250.00
	818.06	818.06
Micro, Small and Medium Enterprises-MSME		
Other than MSME	6,666.06	818.06
The Company has not received any intimation from supplier regarding their status under the MSME act 2006, and hence, disclosure if any, relating to amount unpaid as at the year end together with interest paid / Provided as per the requirement under the said act have not been given.		
Total	6,666.06	818.06

Note 8: Other Current Liabilities

Particulars	31.03.2022	31.3.2021
Current Obligation of EMI's falling with in 1 Year		
Bank of Baroda (A/c No 97890600000011)	230.40	-
Statutory Duties Payable		
Hamall & Market Cess Payable	250.00	250.00
GST Payable	2,912.69	-
Total	3,393.09	250.00

Note 9: Short-Term Provisions

Particulars	31.03.2022	31.3.2021
Audit Fees Payable	100.00	175.00
Income Tax Provision	362.40	-
Professional Fees Payable	100.00	-
Salary Payable	270.00	520.00
Total	832.40	695.00



Spatil

Dominu

Amal *Shukla*

Note 11: Inventories

Particulars	31.03.2022	31.3.2021
Finished Goods	-	550.00
Total	-	550.00

Note 12: Trade Receivables

Particulars	31.03.2022	31.3.2021
Outstanding for less than six months	-	-
a. Secured, Considered Good	-	-
b. Unsecured, Considered Good	-	-
Kirti Dall Mill Ltd	11,549.40	-
Outstanding for more than six months	-	-
a. Secured, Considered Good	-	-
b. Unsecured, Considered Good	-	-
i. MAHA FPC Claim Receivable	-	976.48
ii. MAHA FPC Commission Receivable	-	9,094.37
iii. Advance Against Freight	-	9,754.00
iv. Maha FPC (NET)	16,798.75	-
Total	28,348.15	19,824.85

Note 13: Cash and Cash equivalents

Particulars	31.03.2022	31.3.2021
Cash on hand	1,046.40	240.41
Balances with banks - MGB	49.55	117.68
Total	1,095.95	358.09

Note 14: Short Term Loans and Advances

Particulars	31.03.2022	31.3.2021
Balance with Tax Authorities 2020-2021	116.81	116.81
Balance with Tax Authorities 2021-2022	553.83	-
Total	670.64	116.81

Note 15: Non Current Investments

Particulars	31.03.2022	31.3.2021
MAHA Farmers Producer Company Limited	100.00	100.00
Total	100.00	100.00

Note 16: Long Term Loans & Advances

Particulars	31.03.2022	31.3.2021
1. Capital Advances		
2. Security Deposits		
a. Secured, Considered Good	750.00	750.00
i. Deposit with Market Federation	492.00	492.00
ii. Deposits with Maharashtra Service	-	-
Total	1,242.00	1,242.00



Satish *Dominic* *Leonor* *Patil*

Note 16: Revenue From Operations

Figures in Hundred

Particulars	31.03.2022	31.3.2021
Sales	1,59,303.89	56,295.60
Less: Sales Returns	-	-
Total	1,59,303.89	56,295.60

Note 17: Other Income

Particulars	31.03.2022	31.3.2021
I. Commission from MAHA-FPC	6,493.51	11,500.00
Total	6,493.51	11,500.00

Note 18: Purchases

Particulars	31.03.2022	31.3.2021
Purchases	1,46,270.30	58,638.15
Less: Purchase Returns	-	-
Total	1,46,270.30	58,638.15

Note 19: Changes in Stock in Trade

Particulars	31.03.2022	31.3.2021
Opening Stock	550.00	(100.00)
Less: Closing Stock	-	550.00
Total	550.00	(650.00)

Note 20: Employees Benefits Expenses


Particulars	31.03.2022	31.3.2021
Salary Paid	4,080.00	1,700.00
Directors Remuneration	-	1,250.00
Total	4,080.00	2,950.00

Note 21: Finance Cost

Particulars	31.03.2022	31.3.2021
Interest on loan	6,842.40	95.10
Bank charges and Processing Fees	8.69	4.44
Total	6,851.09	99.54

Note 22: Other Expenses

Particulars	31.03.2022	31.3.2021
Audit Fees	100.00	100.00
Electricity Exp	261.20	-
Incidental Charges (Net)	223.33	-
Insurance	59.00	-
Market Committee Fees	197.66	-
Professional Fees	225.00	-
CS Work Fees	269.00	-
GST Late Fees	29.20	-
ROC Work Fees	280.60	-
Rent	200.00	-
Transportation and Hamali (Net)	379.55	-
Other Expenses	-	851.85
Total	2,224.54	951.85




Sati

Dorine

Lina

B. Kulkarni

Particulars	31.03.2022	31.3.2021
(i) Payments to the auditors comprises As auditor - Statutory Audit	100.00	100.00
Total	100.00	100.00




Satish *Mansal Zawal* *Bohler*

DHARAMABAD AGRO PRODUCER COMPANY LIMITED
Computation of Depreciation As Per Companies Act, 2013

NOTE 10: FIXED ASSETS

Sr.No.	Particulars of Assets	Rate of Dep	Opening Balance	GROSS BLOCK			DEPRCIATION			NET BLOCK	
				ADDITION DURING THE YEAR	DEL/SALE DURING THE YEAR	CLOSING BALANCE 31.3.2022	ACCUMALATED OPENING BALANCE 1.4.2021	DEP FOR THE YEAR	CLOSING BALANCE 31.3.2022	AS ON 31.03.2022	AS ON 31.03.2021
1	Leased Land	0.00%	39,540	-	-	39,540	-	-	-	39,540	39,540
2	Land Development	0.00%	1,93,031	-	-	1,93,031	-	-	-	1,93,031	1,93,031
3	Factory Shed	4.87%	6,02,299	-	-	6,02,299	57,235	26,545	83,780	5,18,519	5,45,064
4	Plant & Machinery	18.10%	17,51,565	-	-	17,51,565	5,76,683	2,12,654	7,89,337	9,62,228	11,74,882
5	Electrical Installation	4.87%	1,00,832	-	-	1,00,832	9,582	4,444	14,026	86,806	91,250
6	Furniture	4.87%	3,342	-	-	3,342	318	147	465	2,877	3,024
7	Godown NFSM	4.87%	24,06,789	-	-	24,06,789	2,28,713	1,06,072	3,34,785	20,72,004	21,78,076
	Total		50,97,398			50,97,398	8,72,531	3,49,862	12,22,393	38,75,005	42,24,867



Patil


Dominic Jaid

Patil

DHARAMABAD AGRO PRODUCER COMPANY LIMITED
Fixed Asset Statement for the year ended 31.03.2022

DEPRECIATION AS PER INCOME TAX ACT

Sr. No.	Description of Assets/ Block of Asset (a)	Rate of Depreciation in % (b)	Actual Cost or Written down value as the case may be, (c)	Additions		Deductions	Depreciable Value (d)	Depreciation Allowable (e)	W.D.V (f)
				Before 30.09.2021 (d)(i)	After 30.09.2021 (d)(ii)				
1	Leased Land	0	39,540	-	-	-	39,540	-	39,540
2	Land Development	0	1,93,031	-	-	-	1,93,031	-	1,93,031
3	Factory Shed	10	5,42,069	-	-	-	5,42,069	54,207	4,87,862
4	Furniture	10	3,008	-	-	-	3,008	301	2,707
5	Electrical Installation	10	85,656	-	-	-	85,656	8,566	77,090
6	Godown NFSM	10	21,66,108	-	-	-	21,66,108	2,16,611	19,49,497
7	Plant & Machinery	15	14,88,830	-	-	-	14,88,830	2,23,325	12,65,505
			45,18,242	-	-	-	45,18,242	5,03,010	40,15,232



Satish


Domines

Devi

DHARAMABAD AGRO PRODUCER COMPANY LIMITED

Ratios

Ratios	Numerator	Denominator	Current Reporting Period	Previous reporting period	% of Change
Debt Equity Ratio	Debt Capital	Shareholder's Equity	0.26	0.28	-0.02
Debt Service coverage ratio	EBITDA-CAPEX	Debt Service (Int+Principal)	28.29	13.18	15.10
Return on Equity Ratio	Profit for the year	Average Shareholder's Equity	0.04	0.04	0.00
Inventory Turnover Ratio	COGS	Average Inventory	0.00	0.00	0.00
Trade Receivables turnover ratio	Net Sales	Average trade receivables	5.62	2.84	2.78
Trade payables turnover ratio	Total Purchases (Fuel Cost + Other Expenses+Closing Inventory-Opening Inventory)	Closing Trade Payables	21.94	71.68	-49.74
Net capital turnover ratio	Sales	Working capital (C/A-C/L)	8.29	3.96	4.33
Net profit ratio	Net Profit	Sales	0.01	0.03	-0.02
Return on Capital employed	Earnings before interest and tax	Capital Employed	0.54	0.25	0.29
Return on investment	Net Profit	Investment	0.08	0.08	0.01



Spr...

Manish...

...